



MADJID SAMII
SOCIETY OF INTERNATIONAL NEUROSURGEONS
**4th MASSIN
INTERIM MEETING**
Prague May 2023



FINAL PROGRAMME

4th MASSIN Interim Meeting

May 25 – 27, 2023 | Prague, Czech Republic

CONTENTS

MASSIN BOARD	4
INTERNATIONAL FACULTY	4
LOCAL ORGANIZING COMMITTEE	4
WELCOME MESSAGE	5
PROGRAMME AT A GLANCE	6
DETAILED SCIENTIFIC PROGRAMME	7
LIST OF POSTERS	12
INSTRUCTIONS FOR SPEAKERS	13
MEETING VENUE	13
FLOOR PLAN	14
LIST OF EXHIBITORS	14
SOCIAL EVENTS	15
GENERAL INFORMATION	16
NOTES	26
ACKNOWLEDGEMENT	28

The 4th Massin Interim Meeting is a MedTech Europe Compliant Meeting.

More information can be found:

<https://www.ethicalmedtech.eu/medtech-apps/cvs/view-event/EMT32879>



Ethical MedTech

MedTech Europe compliance portal



PATRONAGE OF THE MAYOR OF THE CAPITAL CITY OF PRAGUE



Záštitu primátora hlavního města Prahy

nad mezinárodním neurochirurgickým kongresem

4. MASSIN Interim Meeting

*pořádaným společností GUARANT International, spol. s r.o.
ve spolupráci s Českou neurochirurgickou společností*

ČLS JEP

ve dnech 25.-27. května 2023 v Praze

přijímá

doc. MUDr. Bohuslav Svoboda, CSc.

primátor

V Praze dne 12. dubna 2023



MASSIN BOARD

Madjid Samii – Honorary President
Marcos Soares Tatagiba (Germany)
Keiki Turel (India)
Ricardo Ramina (Brazil)
Laligam N Sekhar (USA)
Eiji Kohmura (Japan)
Mario Ammirati (USA)
Amer Al Shurbaji (Jordan)

MEETING SECRETARIAT

GUARANT International spol. s r.o.
Českomoravská 19
190 00 Prague 9, Czech Republic

Phone: +420 284 001 444

E-mail: massin2023@guarant.cz

Website: www.guarant.cz



INTERNATIONAL FACULTY

A. Al Shurbaji (Jordan)
V. Ciurea (Romania)
V. Darrouzet (France)
N. El Abbadi (Morocco)
O. Eroshkin (Ukraine)
M. Faraajirad (Iran)
L. Feng (China)
S. Florian (Romania)
D. Haenggi (Germany)
J. Hwa Eum (UAE)
I. Kanaan (Saudi)
E. Kohmura (Japan)
T. Kretschmer (Austria)

J. A. Landeiro (Brazil)
R. Leal (Brazil)
A. Ma'aya (UAE)
L. Mastronardi (Italy)
T. Mathiesen (Sweden)
C. Matthies (Germany)
B. Misra (India)
J. Morcos (USA)
S. Numazawa (Japan)
P. H. Pires de Aguiar (Brazil)
L. Pousgaard (Denmark)
R. Ramina (Brazil)
L. Rasulic (Serbia)

S. Rochkind (Israel)
S. K. Rosahl (Germany)
A. Samii (Germany)
M. Samii (Germany)
B. Splavski (Croatia)
J. Steno (Slovakia)
R. Tanikawa (Japan)
Y. Uozumi (Japan)
M. Vukic (Croatia)
K. Watanabe (Japan)
O. Woznyak (Ukraine)
H. Zhang (China)

LOCAL ORGANIZING COMMITTEE

E. Zvěřina (Czech Republic)
M. Smrčka (Czech Republic)
M. Sameš (Czech Republic)
Z. Fík (Czech Republic)
J. Betka (Czech Republic)
J. Dostál (Czech Republic)
J. Fiedler (Czech Republic)
P. Haninec (Czech Republic)
M. Chovanec (Czech Republic)

O. Kalita (Czech Republic)
L. Kinštová (Czech Republic)
J. Klener (Czech Republic)
V. Koucký (Czech Republic)
D. Krahulík (Czech Republic)
J. Lazák (Czech Republic)
R. Liščák (Czech Republic)
L. Mencl (Czech Republic)
B. Musilová (Czech Republic)

D. Netuka (Czech Republic)
J. Plzák (Czech Republic)
V. Příbáň (Czech Republic)
L. Steit (Czech Republic)
M. Tesařová (Czech Republic)
P. Vacek (Czech Republic)
P. Vachata (Czech Republic)
M. Vaverka (Czech Republic)
A. Vlasák (Czech Republic)

WELCOME MESSAGE

Dear neurosurgical colleagues from all over the world,

We are honoured to welcome you in Prague, the heart of Europe, for the **4th MASSIN Interim Meeting in Prague in May 25-27, 2023. The MASSIN** - The Madjid Samii Society of International Neurosurgeons - was founded in 2007 by students, collaborators and friends of M. Samii. In its 16 years of existence, its congresses have become the best that the world of neurosurgery can offer. Unlike the large WFNS events, MASSIN allows friendly, personal contacts and open discussion of all the issues neurosurgery faces at present.

The Meeting in Prague is attended by top experts from all over the world. **The scientific programme guarantees** to bring together the most up-to-date knowledge in the field of central and peripheral nervous system, in the skull base, in benign and malignant oncology, in vascular neurosurgery, in spondylosis surgery, in new technologies, robotics and artificial intelligence. The MASSIN includes transtemporal approaches and intensive EC-IC bypass Course.

The contemporary world and neurosurgery, WFNS, addresses a number of challenges. The MASSIN with its programme will contribute to strengthen friendship and international world cooperation of global neurosurgery. The congress is organized by Guarant, leader in PCO services in the Czech Republic and the CEE region. Guarant is the company that took charge of the office of WFNS from Switzerland to Prague. The 4th MASSIN Interim Meeting is under the auspices of the most prestigious institutions of the Czech Republic, Mayor of Prague, Charles University, Medical Faculties, Czech Medical Association J. E. Purkyně, Czech Neurosurgical Society and others such as the Central European Neurosurgical Society, and especially WFNS.

Prague is one of the most remarkable destinations, it is one of the safest and friendliest cities with the best public transport in the world. With Charles University, one of the oldest in Europe, Prague offers exceptional historical and cultural experiences. In the field of architecture, it is hundreds of churches. In the field of music, it is A. Dvořák, B. Smetana, L. Janáček, B. Martinů. There are numerous museums and galleries presenting famous artists such as A. Mucha. Prague is the city of well-known writers F. Kafka and J. Hašek with his Good Soldier Svejk. It is the city of thousands of restaurants and great culinary experiences, and the best beer and wine. The 4th MASSIN Interim Meeting in Prague, will be great opportunities for the participants to experience the atmosphere of medieval Prague in the area of the famous Charles Bridge and the Royal Route where kings, queens, their knights and courtiers walked to coronation ceremonies in St. Vitus Cathedral at Prague Castle.

We truly hope you will enjoy an unique neurosurgical event in Prague, in the heart of Europe. Your participation will make the meeting enjoyable and unforgettable.



Prof. Martin Smrčka
President



Prof. Martin Sameš
Scientific Secretary



Prof. Eduard Zvěřina
Honorary President

PROGRAMME AT A GLANCE

TUESDAY MAY 23, 2023 & WEDNESDAY MAY 24, 2023

9th Transtemporal Approaches and Intensive EC-IC bypass Course
(Prague, Lávká Club)

WEDNESDAY MAY 24, 2023

19:00–20:00 **Welcome Meeting**

THURSDAY MAY 25, 2023

08:00–08:20 **Opening Ceremony**

08:20–10:05 **Session 1:** Honored Guests

10:20–12:18 **Session 2:** Skull Base and Meningiomas

13:00–14:20 **Session 3:** Vestibular schwannoma panel – Module 1

14:40–17:05 **Session 4:** Vestibular schwannoma panel – Module 2

18:00–23:00 **Presidential Meeting**

FRIDAY MAY 26, 2023

08:20–09:50 **Session 5:** Brachial plexus

10:10–12:15 **Session 6:** Vascular neurosurgery and skull base

13:20–14:35 **Session 7:** Skull base tumors

15:05–16:30 **Session 8:** Posterior fossa, brain stem and vascular

17:00–18:10 **Session 9:** New technologies

19:00–23:00 **Conference Dinner**

SATURDAY MAY 27, 2023

08:30–10:00 **Session 10:** Skull base tumors, vascular and varia

10:30–11:45 **Session 11:** Spine



DETAILED SCIENTIFIC PROGRAMME

THURSDAY MAY 25, 2023

8:00-8:20 Opening Ceremony

(*M. Smrčka* – President, *E. Zvěřina* – Honorary President, *M. Sameš* – moderator, Chair of the Scientific Committee)

8:20-10:05 Session 1 – Honored Guests

Chairmen: *M. Samii*, *E. Zvěřina*, *M. Smrčka*, *J. Štěňo*

8:20-8:50 Honored Guest Special Lecture
M. Samii (30 min)

8:50-9:05 Honored Guest Lecture
E. Zvěřina (Czech Republic) (15 min)

9:05-9:35 Keynote Lecture
R. Tanikawa (Japan): Microsurgical Approach and Vascular Reconstructions for Intracranial Aneurysm (30 min)

9:35-9:50 Special Lecture of the Chiefeditor of Acta Neurochirurgica
T. Mathiesen (Sweden): Publication ethics, proxy parameters and the perfect storm (15 min)

9:50-10:05 Keynote Lecture
N. ElAbbadi (Morocco): Invention and innovation, global perspectives (15 min)

10:05-10:20 Coffee Break

10:20-12:18 Session 2 – Skull Base and Meningiomas

Chairmen: *R. Ramina*, *T. Mathiesen*, *S. Florian*

10:20-10:34 Keynote Lecture
R. Ramina (Brasil): Petroclival meningiomas: Surgery and results (12+2 min)

10:34-10:48 *L. Pousgaard* (Denmark): Petroclival Meningioma (12+2 min)

10:48-11:08 Keynote Lecture
B. Misra (India): Skull Base surgery: Quo vadis (12+2 min)

11:08-11:22 *A. Goel* (India): Surgery for large intracranial arteriovenous malformations (12+2 min)

11:22-11:36 *T. Mathiesen* (Sweden): Biology and extent of resection independently determine outcome of meningioma (12+2 min)

11:36-11:50 *I. Kanaan* (Saudi Arabia): Variation of Neurosurgical approach to Tuberculum sella Meningioma and the hybrid use of endoscope (12+2 min)

11:50-12:04 *S. Florian* (Romania): Skull Base Surgery - Lessons I Have Learned from Prof. Samii (12+2 min)

12:04-12:18 *J. A. Landeiro* (Brasil): Anterior skull base tumors: Moving toward new approaches (12+2 min)

12:18-13:00 Break

13:00-14:20 Session 3 – Vestibular schwannoma panel – Module 1

Coordinators: *M. Samii, R. Ramina, Z. Fik*

13:00-13:10 *Z. Fik (Czech Republic):* Introduction (7+3 min)

13:10-13:20 *D. Borsetto (United Kingdom):* Cochlear implantation in patients with vestibular schwannoma (7+3 min)

13:20-13:30 *M. Tesařová (Czech Republic):* Current concept of basic research in vestibular schwannoma (7+3 min)

13:30-13:40 *R. Liščák (Czech Republic):* Stereoradiosurgery (7+3 min)

13:40-13:50 *E. Zvěřina (Czech Republic):* Intracanalicular vestibular schwannoma (7+3 min)

13:50-14:00 *C. Matthias (Germany):* Multi-modality monitoring of auditory function in cerebellopontine angle surgery (7+3 min)

14:00-14:10 *Y. Uozumi (Japan):* Long-term outcome of persistent postoperative headache after vestibular schwannoma surgery and its treatment strategy (7+3 min)

14:10-14:20 *J. Lazák (Czech Republic):* Quality of life in patients after vestibular schwannoma surgery (7+3 min)

14:20-14:40 Coffee Break

14:40-17:05 Session 4 – Vestibular schwannoma panel – Module 2

Coordinators: *A. Samii, L. Poulsgaard, M. Sameš*

14:40-14:50 *J. Klener (Czech Republic):* Retrosigmoid approach (7+3 min)

14:50-15:05 *R. Ramina (Brasil):* Large and Giant recurrent vestibular schwannomas: Surgical treatment and results (12+3 min)

15:05-15:20 Transpetrosal approaches
L. Poulsgaard (Denmark): Giant Vestibular Schwannomas (12+3 min)

15:20-15:30 *M. Chovanec (Czech Republic):* Transpetrosal approaches – hearing preservation? (7+3 min)

15:30-15:40 *Z. Fik (Czech Republic):* Hearing preservation in vestibular schwannoma surgery (7+3 min)

15:40-15:55 *A. Samii (Germany):* A new approach for hearing restoration: the auditory nerve implant project (12+3 min)

15:55-16:05 Coffee Break

16:05-16:15 *V. Darrouzet (France):* Stitchless VII grafting (7+3 min)

16:15-16:25 *P. Vachata (Czech Republic):* Facial nerve management (7+3 min)

16:25-16:35 *L. Steit (Czech Republic):* Facial reanimation (7+3 min)

16:35-16:45 *A. Vlasák (Czech Republic):* Perioperative facial nerve management in vestibular schwannoma surgery (7+3 min)

16:45-16:55 *M. Sameš (Czech Republic):* Criticism of „planed“ parcial resection and radiosurgery (7+3 min)

16:55-17:05 *V. Koucký (Czech Republic):* Options of vestibular rehabilitation in vestibular schwannoma patients (7+3 min)

FRIDAY MAY 26, 2023

8:20-9:40 Session 5 – Brachial plexus

Chairmen: *T. Kretschmer, L. Rasulic, P. Haninec*

8:20-8:31 *P. Haninec (Czech Republic):* Nerve transfers for axillary nerve repair in brachial plexus injury: results of 206 adult patients (9+2 min)

8:31-8:42 *T. Kretschmer (Austria):* Reconstructive Neurosurgery - not only for nerve injury (9+2 min)

8:42-8:53 *L. Rasulic (Serbia):* Minor surgery with major complications within the peripheral nerve and brachial plexus surgery-there can be the only one solution (9+2 min)

8:53-9:04 *S. Rochkind (Israel):* Reviving Matrix for Reconstruction of Severely Injured Peripheral Nerve and Spinal Cord: Research and Clinical Aspects (9+2 min)

9:04-9:15 *P. Haninec, L. Mencl (Czech Republic):* Surgical treatment of obstretical brachial plexus Palsy (9+2 min)

9:15-9:26 *K. Desai (India):* Brachial plexus region neurogenic and non neurogenic tumors (9+2 min)

9:26-9:37 *Ch. Heinen (Germany):* Radial nerve reconstruction in brachial plexus injury (Zoom) (9+2 min)

9:37-10:10 Coffee Break

10:10-12:15 Session 6 – Vascular neurosurgery and skull base

Chairmen: *L. Mastronardi, J. Morcos, K. Watanabe*

10:10-10:37 Keynote Lecture
J. Morcos (USA): Complex lesions of the posterior fossa: When to use and when to ignore the petrous bone in the approach (25+2 min)

10:37-10:51 *R. Ramina (Brasil):* Cranio-cervical meningiomas - Concepts, surgical techniques and results (12+2 min)

10:51-11:05 *L. Mastronardi (Italy):* CVJ tumors (12+2 min)

11:05-11:19 Keynote Lecture
J. Štěňo (Slovakia): Retrochiasmatic craniopharyngiomas. Anatomical and surgical considerations (12+2 min)

11:19 -11:33 *K. Watanabe (Japan):* Anatomical Surgery of the Jugular Foramen Lesions (12+2 min)

11:33-11:47 *O. Woznyak (Ukraine):* Surgery of tentorial meningiomas (12+2 min)

11:47-12:01 *M. Smrčka (Czech Republic): Surgical treatment of AVM (12+2 min)*

12:01-12:15 *S. Numazawa (Japan): Revascularization surgery for Moyamoya disease: 30 years experience (12+2 min)*

12:15-13:20 Break

13:20-14:40 Session 7 – Skull base tumors

Chairmen: *J. Betka, K. Turel, J. Plzák*

13:20-13:30 *L. Mastronardi (Italy): CPA meningiomas (7+3 min)*

13:30-13:40 *M. Vaverka (Czech Republic): Parasellar meningiomas (7+3 min)*

13:40-13:50 *J. Fiedler (Czech Republic): Cavernous sinus exenteration in invading sinonasal malignancies (7+3 min)*

13:50-14:00 *J. Plzák (Czech Republic): Endoscopic endonasal surgery for pterygopalatine fossa tumors-juvenile angiofibroma (7+3 min)*

14:00-14:10 *K. Turel (India): Colloid Cyst: Anatomical Considerations, Microsurgical Techniques & Avoidance of Complication (7+3 min)*

14:10-14:20 *D. Netuka (Czech Republic): Controversies in pediatric craniopharyngeomas management (7+3 min)*

14:20-14:30 *M. Faraajirad (Iran): Malignant Transformation of Intracranial Epidermoid Cyst to Squamous Cell Carcinoma, Case Report and Literature Review (7+3 min)*

14:30-14:40 *M. Ammirati (USA): Surgery of crano-vertebral junction tumors: simplicity trumps complexity (7+3 min)*

14:40 -15:05 Coffee Break

15:05-16:25 Session 8 – Posterior fossa, brain stem and vascular

Chairmen: *R. Leal, D. Hänggi, J. Fiedler*

15:05-15:20 Keynote lecture

R. Leal (Brasil): Specific microsurgical strategies to large and giant vestibular schwannoma (12+3 min)

15:20-15:30 *G. Raman Sharma (Nepal): Skull base meningiomas – functional outcome after Surgical Resection (7+3 min)*

15:30-15:40 *B. Musilová (Czech Republic): Peritumoral brain edema in the skull base meningiomas (7+3 min)*

15:40-15:50 *E. Zvěřina (Czech Republic): Brain stem cavernomas. Radical removal functional microsurgery (7+3 min)*

15:50-16:05 *D. Hänggi (Germany): Treatment indications for unruptured aneurysms (12+3 min)*

16:05-16:15 *J. Fiedler (Czech Republic): Urgent surgery in Acute ischemic stroke (7+3 min)*

16:15-16:25 *J. Dostal (Czech Republic):* Perfusion Imaging Guided Microsurgical Revascularization in Acute Stroke (7+3 min)

16:25-17:00 Coffee Break

17:00-18:20 **Session 9 – New technologies**

Chairmen: *S. K. Rosahl, E. Kohomura, J. Mraček*

17:00-17:10 Keynote Lecture

S. K. Rosahl (Germany): Digitization in Neurosurgery – why would we care? (7+3 min)

17:10-17:20 *M. Valeš (Czech Republic):* CONVIVO – in vivo digital pathology consultation (7+3 min)

17:20-17:30 *E. Kohmura (Japan):* Experiences of 4K3D exoscope: Can it replace the microscope? (7+3 min)

17:30-17:40 *J. Mraček (Czech Republic):* Three-dimensional Custom-made Porous Polyethylene Cranioplasty in High-risk Terrain - Mono-institutional Study (7+3 min)

17:40-17:50 *S. Gusmao (Brazil):* Craniotomy, safe, aesthetic and economical (7+3 min)

17:50-18:00 *D. Krahulík (Czech Republic):* Frameless and Fiducial-Less Deep Brain Stimulation (7+3 min)

18:00-18:10 *S. K. Rosahl (Germany):* Changing vibes – the ethical challenges of electronic brain implants (7+3 min)

18:10-18:20 *A. Ma´aya (UAE):* Unilateral Biportal Endoscopic lumbar discectomy: Experience in the first 10 cases (7+3 min)

SATURDAY MAY 27, 2023

8:30-9:55 **Session 10 – Skull base tumors, vascular and varia**

Chairmen: *V. Ciurea, M. Orlický, P. Vacek*

8:30-8:45 Invited Speaker

V. Ciurea (Romania): Important steps in Romanian Society of Neurosurgery Development (Madjid Samii endorsement) (12+3 min)

8:45-9:00 *R. Leal (Brazil):* Microsurgical Strategies of the Retrosigmoid Transmeatal approach to CP Angle and IAC lesions (12+3 min)

9:00-9:15 Invited Speaker

V. Ciurea (Romania): Craniofaringioma personal experience (152 cases) - a neurosurgical challenge (Madjid Samii concept) (12+3 min)

9:15-9:25 *P. Vacek (Czech Republic):* Our first experiences with endoscopic-assisted suturotomy with subsequent therapy with cranial remodeling orthosis as a treatment of craniosynostosis (7+3 min)

9:25-9:35 *O. Kalita (Czech Republic):* Effects of reoperation timing on survival among recurrent Glioblastoma patients: a retrospective multicentric study (7+3 min)

9:35-9:45 *M. Orlický (Slovakia):* Biphasic surgery in Bilingual patient with glioblastoma in Wernicke's Area (7+3 min)

9:45-9:55 *A. Pour-Rashidi (Iran):* Comparative analysis of single versus dual anti-epileptic drugs forcontrolling intra-operative and early postoperative seizure in gliomapatients undergoing an awake craniotomy; a retrospective study (7+3 min)

9:55-10:30 Coffee Break

10:30-12:00 Session 11 – Spine

Chairmen: *M. Vukic, V. Přibáň, O. Eroshkin*

10:30-10:45 Keynote lecture
M. Vukic (Croatia): Cervical hybrid surgery - how, when and why? (12+3 min)

10:45-11:00 Keynote lecture
H. Q. Zhang (China): Nature history and intervention results of spinal arteriovenous Malformations (12+3 min)

11:00-11:15 *R. Koleják (Czech Republic):* Spinal meningiomas: An overview and our Experience (12+3 min)

11:15-11:30 *J. H. Eum (UAE):* Endoscopic extreme transforaminal lumbar interbody fusion with large spacer (OLIF cage): A technical note and preliminary report (12+3 min)

11:30-11:45 *O. Eroshkin (Ukraine):* Analysis of the optimal level of thoracoscopic sympathectomy in patients with primary hyperhidrosis (12+3 min)

11:45-12:00 *B. Splavski (Croatia):* Treating Chronic Subdural Hematoma in Elderly Patients with Endovascular Liquid Embolization of Middle Meningeal Artery Distal Branches (12+3 min)

LIST OF POSTERS

As pergillosis of the spinal canal of the lumbosacral spine

Mitalip Mamytov¹, Akylbek Akmataliyev²

¹Kyrgyz State Medical Academy named after I.K. Akhunbaev Department of Neurosurgery for Undergraduate and Postgraduate Education Bishkek, Kyrgyz Republic.

²National Hospital under the Ministry of Health of the Kyrgyz Republic Bishkek, Kyrgyz Republic.

Version as of May 18, 2023. Programme subject to change.

INSTRUCTIONS FOR SPEAKERS

Please use the Microsoft PowerPoint* (*.ppt) or (*.pptx), or Adobe Acrobat Reader (.pdf) to guarantee they will open successfully on an on-site PC.

- We recommend you save your PowerPoint presentation using PPT(X).
- Please note that we cannot guarantee the quality of MacIntosh-based presentations, please check in advance (2 hours before your session starts) their Windows compatibility.
- Please prepare your presentation in 16:9 format (screens are in 16:9 aspect)
- Generally, the MPEG-1 and AVI format should work with no difficulties. Video inserted into MS PowerPoint 2010 and higher versions are embedded into the presentations. In case you have any videos in your presentation – please test your presentation with the on-site PC several hours before your presentation.

Please visit technician in the hall at least 90 minutes before the beginning of your session with your USB stick/external portable hard drive.

In case your speech has been scheduled for morning session please come one day before the day of your presentation if it's possible or 30 minutes early the first day.

Your own notebook will not be allowed to be used for presentation unless exceptionally scheduled.

- All presentations will be deleted from all the PC used during the event.
- We kindly ask all the speakers to keep the time of their presentations.

MEETING VENUE

Conference Centre City (KCC)

Na Strži 2097/63

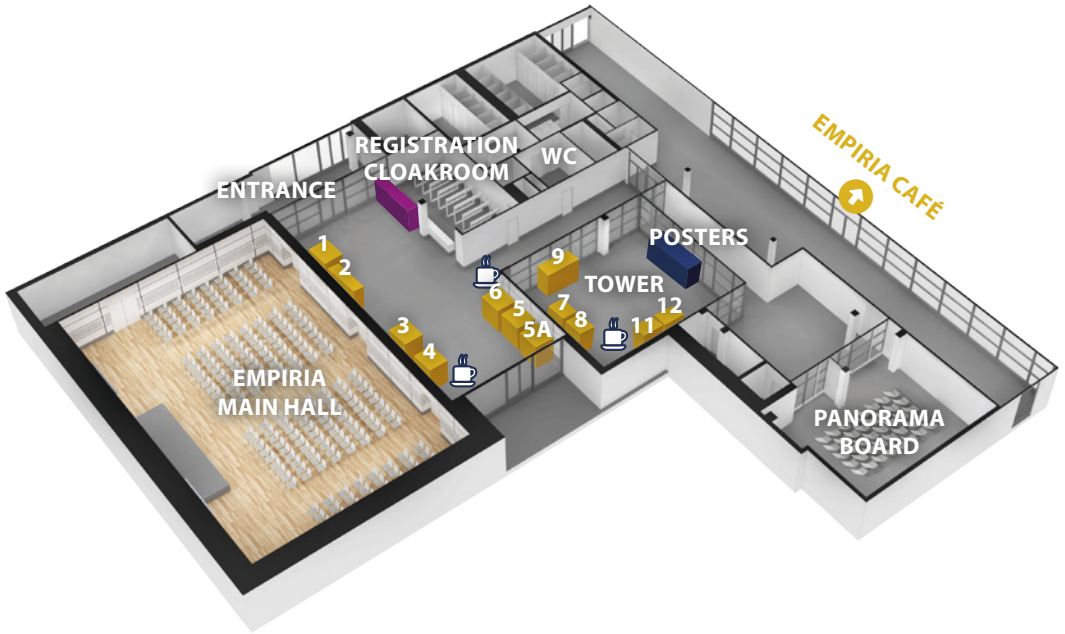
140 00 Prague

Czech Republic

www.kc-city.cz



FLOOR PLAN



LIST OF EXHIBITORS

- | | |
|--|-----------------------------------|
| 1 INSPINE MEDICAL s. r. o. / Mediform | 6 MEDITRADE spol. s r. o. |
| 2 Videris s.r.o. | 7 B. Braun Medical s.r.o. |
| 3 Carl Zeiss Meditec AG | 8 WEST MEDICAL s.r.o. |
| 4 CARDION s.r.o. | 9 Medtronic Czechia s.r.o. |
| 5 Surgipa Medical, spol. s r.o. | 11 MGVIVA a.s. |
| 5a Promedeus s.r.o. | 12 WFNS |

SOCIAL EVENTS

Informal Welcome Meeting

Date: Wednesday May 24, 2023

Time: 19:00–20:00

Venue: Hotel Panorama - 1 st Floor (next the venue)

Price: Included in the Registration fee for delegates

Welcome Drink will provide an opportunity to meet colleagues in a convenient atmosphere (dress code: smart casual).

Presidential Meeting

Date: Thursday May 25, 2023

Time: 18:00–23:00

Venue: Čertovka Restaurant

Price: Included in the Registration fee for delegates

Boat trip. Royal banquet, coronation of the King, presentation of the crown and royal certificate. Passing of the knights, presentation of passing certificate and equipment. Special microsurgery with assistants, presentation of micro-instruments.

17:30 Assemble in the Panorama Hotel lobby, bus transfer to the Presidential Meeting (dress code: casual).

Conference Dinner

Date: Friday May 26, 2023

Time: 19:00–23:00

Venue: Municipal House Restaurant

Price: 100 EUR per person

Formal dinner, piano performance. Awarding of prizes to participants of The 4th MASSIN Interim Meeting, awards for young participants of The 4th MASSIN Interim Meeting and Jazz band.

18:30 Assemble in the Panorama Hotel lobby, bus transfer to the Conference Dinner (dress code: semi-formal).



GENERAL INFORMATION

4th Massin Interim Meeting website

<https://www.massin2023prague.cz/>

REGISTRATION FEES

	EARLY FEE until 25 January 2023	REGULAR FEE from 26 January to 9 May 2023	LATE & ON-SITE FEE from 10 May 2023
All Attendees	420 EUR	450 EUR	500 EUR
Residents/Trainees/Nurses	95 EUR	110 EUR	135 EUR
University students	90 EUR	110 EUR	130 EUR
Conference Dinner	100 EUR	100 EUR	100 EUR

The registration fee includes:

Admission to all Meeting Scientific Sessions

Admission to the Exhibition area and Poster sessions

Refreshment during the Meeting

Meeting materials

Welcome drink

OPENING HOURS OF THE REGISTRATION DESK

The Registration Desk is situated in the foyer of the Main Meeting Room in the Conference City Centre and will be opened as follows:

Wednesday, May 24, 2023 17:00 – 19:00

Thursday, May 25, 2023 07:00 – 18:10

Friday, May 26, 2023 07:45 – 18:10

Saturday, May 27, 2023 08:00 – 12:00

BADGES

The Organizing Committee maintains the privacy of the delegates of the Meeting from outsiders and intruders. All delegates and exhibitors are requested to wear their name badges during the entire period of the Meeting and its social events.

BOOK OF ABSTRACTS

Book of Abstracts in PDF format is available on the Meeting website www.massin2023prague.cz

PHOTO GALLERY

Photos from the 4th Massin Interim Meeting Prague can be found at www.massin2023prague.cz after the event.

OFFICIAL LANGUAGE

All sessions will be held in English only. No translation will be provided.

COFFEE BREAKS

Coffee and refreshments will be served during coffee breaks in the exhibition area. Lunch can be purchased in the adjacent restaurant Cafe Empiria of the Conference Center City, www.cafe-empiria.cz, or in the Arkády Pankrác shopping center, www.arkady-pankrac.cz, directly opposite the Conference Center City.

COVID-19 RULES AND RECOMMENDATIONS

There are actually no COVID-19 restrictions in the Czech Republic.

FREE WI-FI

Hall/wi-fi name

Empiria hall

Tower hall

Panorama hall

wi-fi password:

KCCEmpiria / passwordempiria

KCCTower / passwordtower

KCCPanorama / passwordpanorama

WORD OF CAUTION

All delegates and speakers are advised to take their valuables with them during the Meeting to avoid any potential theft. The Organizing Committee will not be responsible for any losses incurred.

LIABILITY

The Organizing Secretariat will not be liable for personal accidents or losses or damage to private property of registered participants of the Meeting.

Participants should make their arrangements with respect to personal insurance.

IMPORTANT TELEPHONE NUMBERS

Police: ☎ 158

Fire brigade: ☎ 150

Medical emergency: ☎ 155

The European emergency number: ☎ 112

DESTINATION PRAGUE

Prague - the capital of the Czech Republic situated on both banks of the Vltava river is a beautiful city with a rich history. Thanks to its location in the center of Europe, Prague has always been important crossroads of trade and culture. During its thousand-year history, Prague has always been the political, cultural, and business center of the country. Prague, often called "Golden" or "Hundred-spired", belongs to the architecturally unique European cities, attractive for tourists from around the world. Visitors find themselves enjoying a living museum of European architecture from the Romanesque time to the present. Prague has 1,200,000 inhabitants and stretches over approximately 500 square kilometers. The dominant feature of the city is the Prague Castle, which houses the gothic St. Vitus's Cathedral. The castle used to be the seat of Czech kings from 1087 until 1918, when it became the seat of presidents of Czechoslovakia, and since 1993 it has been the seat of the president of the Czech Republic.

GETTING AROUND PRAGUE

A ticket for the Prague public transport network permits travel on the Prague Metro, trams and buses for a set period of time: 30 minutes or 90 minutes. Tickets are on sale at metro stations, newsagents, Public Transport Information Centers, and from orange/yellow ticket machines at major tram and bus stops.

Once you have purchased a ticket, it must be validated at the time of travel. Punch your ticket in one of the orange or yellow machines located at the entrance to the metro, or inside trams and buses.

Ticket for 30 minutes travel: 30 CZK

Ticket for 90 minutes travel: 40 CZK

1-Day Pass (24 hours): 120 CZK

3-Day Pass (72 hours): 330 CZK

TAXI SERVICE

We recommend using worldwide or local taxi services for transportation around Prague. Download the free apps from App Store or Google Play.



Taxi services with an operator (operators speak English).

AAA Taxi

☑ +420 14 0 14

☑ +420 222 333 222

CITY TAXI

☑ +420 222 333 222

Putting in vivo cellular imaging at your fingertips.



ZEISS CONVIVO

In Vivo Pathology Suite

- Real-time visualization of tissue microstructure
- Virtually unlimited number of samples
- Digital images anytime anywhere

zeiss.com/convivo

CONVIVO® from ZEISS is a class 3R laser product in compliance with IEC60825-1.



Seeing beyond

See more. Stand tall.

AESCULAP® Aeos® Systém digitálního chirurgického mikroskopu

Aesculap je registrovaná obchodní značka Skupiny B. Braun


B. Braun Medical s.r.o. | www.bbraun.cz

Určeno skutečným průkopníkům v chirurgii




Cervical Solutions


ROI-C



Mobi-C



Virage



MaxAn



Fidji C



Codman

SPECIALTY SURGICAL

A DIVISION OF INTEGRA LIFESCIENCES COMPANY



cardion

zdravotnická technika

SU-POR[®]
BY **PORIFEROUS**[®]

Implantáty z porézního polyethylenu



Neurochirurgie



Kraniální
hemisféra

Krytí
trepanačního
návrtnu

Náhrada
zadní jámy



Oční



Sféra

Dolní hrana
očnice

3D dno
očnice



Maxilofaciální



Složený
implantát
pro bradu

SP úhel
dolní čelisti

Zvýraznění
brady



ORL



Su-Por
destičky

Hřbet
nosu

Hřbet
nosu

www.videris.cz

 **Videris**[®]



Přinášíme světlo do medicíny

Přicházíme s novými trendy v medicínské technice od prestižních a inovativních výrobců s cílem být užiteční lékařům i pacientům.

promedeus.cz

**Medicínská
technika
s komplexní
integrací**



Tým zkušených
odborníků



Široké portfolio
produktů



Autorizovaný
24/7 servis



Řešení
na míru

info@promedeus.cz

W **est**
M **edical**

The Organizing Committee would like to thank and acknowledge the following partners for their support

SILVER PARTNER



Seeing beyond

BRONZE PARTNERS



PARTNER



COFFEE BREAK PARTNER



NOTEPADS PARTNER



Seeing beyond

EXHIBITORS

